

VersaSpa[®]

skin care system

Salon Training Guide



Innovative Technology at its Best!





TABLE OF CONTENTS

Introduction.....	3
Solution Types.....	6-8
OPTIONS! OPTIONS! OPTIONS!.....	9-10
User-Friendly Procedures.....	11-12
Amenities.....	13
Maintenance.....	14-16
Sales REVENUE! REVENUE! REVENUE!.....	17
Ordering Solution & Products.....	18
Customer Service.....	18
FAQ's.....	18-19



VersaSpa® Skin Care System provides a luxurious, natural looking, rich golden tan with innovative technology that allows your business to offer the next generation of sunless tanning.

Endless features include:

1. High volume, low pressure (HVLP) turbine technology
2. Simple, healthy skin care options
3. EZ-2Breathe Comfort Technology
4. Comfort-Dry - Auto Blow Dry Feature
5.  Bag-in-Box Solution Containers
6.  Voice Automation (VersaSpa® Plus)
7.  Warm Body (VersaSpa® Plus)
8.  EZ-Gauge - Solution Management



HVLP Turbine Technology

VersaSpa® is the 1st sunless tanning booth to present high volume, low pressure (HVLP) turbine technology. A highly efficient air delivery process that moves air at an accelerated speed through our proprietary mist nozzles. This unique technology allows clients to enjoy:

- ✓ Perfect coverage!
- ✓ Increased absorption without lingering mist!
- ✓ Deeper, longer lasting results!

While other automatic booths rely on an air compressor, the VersaSpa's HVLP turbine is stored inside the spray column.

What does this mean to salon owners?

Saves valuable space + eliminates excess noise!

Simple, Healthy Skin Care Options

This uniquely designed VersaSpa® can carry up to 3 distinct, advanced, skin care solutions. These options include:

1. **Primer Prep Solution**
2. **Sunless Tanning Solution**
Bronzer or Clear
3. **Anti-Aging & Skin Firming Moisturizer Solution**

EZ-2Breathe Technology

VersaSpa's open concept design coupled with the EZ-2Breathe Technology produces a fresh comfortable atmosphere that appeals to all customers.

- ✓ Built-in air purification column
- ✓ Draws impure air away from the environment and into the column
- ✓ Passes through a lifetime filter automatically cleansed after each session

This leaves your VersaSpa's interior clean and allows your customers to have a comfortable sunless tanning experience.



Comfort-Dry Technology

VersaSpa's Comfort-Dry Technology blows soft, refreshing air immediately after every treatment. This exclusive feature prepares the skin for a dry comfortable exit.

What are the benefits of the Comfort-Dry Technology?

The benefits of the Comfort-Dry Technology include:

- ✓ Securing each formula application
- ✓ No "buffing" or toweling off after session
- ✓ Able to get dressed immediately after exiting the VersaSpa
- ✓ Offers customers a confident feeling of a successful sunless tanning experience

Bag-in-Box

This patent-pending, environmentally-friendly recyclable cardboard solution container is one of the most innovative new options that repels light and oxygen to keep solution fresher, longer.

Voice Automation

This voice automation feature guides users through their choice of sessions and results in a more relaxed, comfortable experience.

Warm Body

Powered by Infrared Technology, the VersaSpa® Skincare System enhances your customers' experience by wrapping them in a warm glow of rejuvenating infrared heat.

EZ-Gauge

This EZ2-Read solution management system allows you to check fluid level gauges right from the state-of-the-art LCD Display.

Solution Types

What solution types does the VersaSpa® Skin Care System have?

VersaSpa® can be equipped with up to three distinct health and beauty skin care solutions from one of the most advanced sunless skin care lines developed. These unique pre-filled solutions, effortlessly snap in and out of place, giving your clients...

OPTIONS! OPTIONS! OPTIONS!

These options give you the ability to mix and match a variety of solution options to cater to your customers' needs.

These solutions include the:


1. Primer Prep Solution
2. Sunless Tanning Solution
Bronzer or Clear
3. Anti-Aging & Skin Firming
Moisturizer Solution



Ultimate Multi-Session:

Primer Prep + Bronzer + Moisturizer = A Luxurious, deeper, darker tanned You!!!

There's no comparison!



Primer Prep Solution

What is the Primer Prep Solution?

The Primer Prep Solution is:

- 1st spray tan prep of its kind!
- Aloe based & oil free
- Serves as a pre-sunless hydration spray
- Clinically proven skin conditioning spray
- Balances skin pH levels allowing solution to adhere better while accelerating the tanning process.
- Disperses natural oils already on skin, leading to a more even tan.
- Leaves your skin ready for more
OPTIONS!OPTIONS!OPTIONS!



Anti-Aging & Skin Firming Moisturizer Solution

What is the Anti-Aging & Skin Firming Moisturizer Solution?

The Anti-Aging & Skin Firming Moisturizer Solution is:

- An invigorating blend of natural skin soothing botanicals
- Skin firming treatment
- Hydrates both sunless & UV produced tans
- Seals both sunless & UV produced tans
- Leaves your skin feeling: rejuvenated, revitalized, and re-energized!



Sunless Tanning Solution - Bronzer or Clear

What is the Bronzer/Clear Tanning Solution?

The Bronzer/Clear Tanning Solution is:

- Specifically formulated for our innovative High Volume, Low Pressure (HVLP) automated system
- Available in clear or bronzer formulas
- Both produce the same results
- Clear solution produces the same results and may appeal to customers on the go (lunch break, meetings etc.)
- Bronzer formula includes an added cosmetic tint for immediate color results
- Exclusive self-tanning complex combining DHA & Erythrulose for a luxurious sunless tan
- Provides quick absorption, less drying, resulting in a more even fading of your tan
- Leaves your skin with a natural looking, rich golden tan!




The VersaSpa® Skin Care System offers CUSTOMERS: OPTIONS! OPTIONS! OPTIONS!

A sunless tanning booth experience is not just for a bronzing experience, but rather a luxurious, skin care, revitalizing tanning experience

Which OPTION will feel luxurious to you today?

FULL BODY* >



< JUST LEGS*

LCD pad prompts staff to enter customer hip height (use yard stick or tape measure) in inches once session is programmed.

JUST FACE* >

LCD pad prompts staff to enter customer head height (use yard stick or tape measure) in inches once session is programmed.



* Multi-Session benefits allow clients to use 2-3 solutions back to back to produce a perfectly hydrated, rich golden tan. See chart of detailed multi-session descriptions, including number of spray and blow dry passes.

VersaSpa® Skin Care System gives you options to cater to your customers needs.

Your **OPTIONS** in solutions depends on your clientele. You have a choice between 4 solutions:

1. Primer Prep Solution
2. Bronzer Tanning Solution
3. Clear Tanning Solution
4. Anti-Aging & Skin Firming Moisturizer Solution

System factory default settings include: Primer Prep + Bronzer + Anti-Aging Moisturizer

Your choice:

1. _____ 2. _____ 3. _____

Multiple Session (Preprogrammed By User)							
Service Type	Session 1		Session 2		Session 3		Computer Tan Time
	Solution	Level	Solution	Level	Solution	Level	

What do I do when I am in the VersaSpa® Skin Care System?

Use of booth for clear/bronzer tanning treatments include 4-pass poses.

You begin by:

1. Pressing the green button 
2. Align your toes slightly over the red line
3. Assume 4-poses



(1) Front Pose:

- Relaxed and facing spray nozzles with fingernails facing floor.

(2) First Side Pose:

- Pivot on heels to a 90° turn assuming the “stop sign pose”.

(3) Next Side Pose:

- Follow first side instructions, by only pivoting on your heels for a 180° turn, this will keep your body aligned on the red line.

(4) Back:

- Turn with back facing spray nozzles and palms facing the floor.
- After tanning spray ends, stay in place for 2 back dry passes.
- Turn around facing spray nozzles for 2 front dry passes.



Use of booth for skin care system treatments include 2-pass poses.

You begin by:

1. Pressing the green button 
2. Align your toes slightly over the red line at all times
3. Assume 2 poses



(1) Front Pose:

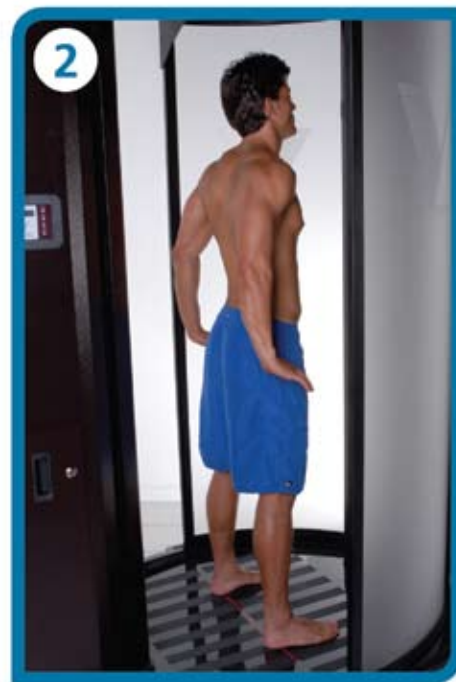

- Relaxed and facing spray nozzles with fingernails facing floor.

(2) Back:

- Turn with back facing spray nozzles with palms facing the floor.
- After tanning spray ends, stay in place for 1 back dry passes.
- Turn around facing spray nozzles for 1 front dry passes.

What is a multi-session?

A multi-session allows customers to use 2-3 solution types in a single visit. Options in solution types vary by salon preferences. Please remind customers to press the green start button after final blow dry pass to begin the next portion of their sunless tanning experience.



What amenities should be available in a VersaSpa® room?

A variety of VersaSpa® room amenities give an added luxurious feel to customers and their sunless skin care system experience..

These amenities include:

- Shower Cap - Used to keep hair off the shoulders (should be left behind ears, exposing hair line)
- Barrier Cream- Applied to palms of hands, finger & toe nails/cuticles (prevents dry areas from absorbing too much solution)
- Disposable Sandals - Used to stick to the bottom of your feet prior to session and dispose of when finished
- Towel - Used for wiping barrier cream off hands and feet after exiting the booth.

Amenities that add to a luxurious sunless skin care system experience!!!

VersaSpa® Skin Care System Salon Maintenance

Why should you perform daily, weekly, and monthly maintenance on your VersaSpa®?

Simple daily, weekly, and monthly preventive maintenance procedures help maintain the quality performance of your VersaSpa® Skin Care System.

Preventive maintenance:

- ✓ Saves you \$\$\$\$ over a period of time
- ✓ Saves your salon time (preventive procedures take less time than troubleshooting or repair procedures)
- ✓ Safeguard appearance

Daily Maintenance

- Check solution levels throughout the day, replace if necessary.
- Check & Clean at least once per day:
- Clean Acrylics and Inside Walls (1,2,3), Clean Base Structure (4,5,6), Clean Sump Filter (7,8), Clean Air Column Filter (9,10), Clean 2nd Stage Filter (11)

CLEAN ACRYLICS AND INSIDE WALLS



CLEAN BASE STRUCTURE

Wipe floor



Wipe Entrance



Finish with wiping down the outside base



CLEAN SUMP FILTER (during busy season, you may want to check more often).



CLEAN AIR COLUMN FILTER

CLEAN 2nd STAGE FILTER
(Rotate with extra filter. Rinse and air dry.)



Weekly Maintenance

- Clean every surface of the VersaSpa® with warm water & soft towel (if necessary, you may use warm water & a small amount of a very mild soap). Do not use anything containing alcohol, ammonia or abrasives.
- Pour a mixture of water and an orange cleaner (50/50) into the sump at night (allow to sit overnight).
- Check all filters and solutions. Take action if necessary.

Monthly Maintenance

- Check condition of all filters (clean or replace if necessary).
- Inspect condition of solution holders and tray (clean these areas if necessary).
- To clean solution connector, use warm water & Q-tips (be sure to remove any water from this connector with a dry Q-tip).
- Remove & clean turbine filter.

The Versaspa® Skin Care System = Revenue! Revenue! Revenue!

The Versaspa® Skin Care System is equipped with endless features to suit all customers' needs. As a salon you have numerous OPTIONS! OPTIONS! OPTIONS! On how to introduce those options to your customers:

These options include, but are not limited to:

1. Promotional posters - Place VersaSpa® posters in front window. Place smaller posters in high traffic areas such as waiting room, bathroom, and tanning rooms.
2. Sneak Peek Pre-Sales - Brand new is always exciting! Offering customers special pricing on packages before the arrival of the VersaSpa® + the advantage of using the VersaSpa® first, is always a big hit!
3. BOGO (buy one, get one free) - A simple but always popular promotion
4. HAVE YOU COCKTAIL'D TODAY?- Special savings on a combination of UV + VersaSpa® tanning. Now customers have the opportunity to get maximum results by combining a UV tanning session + the VersaSpa®.
5. Look GREAT **Naked**™ - Now you may offer special savings when promoting both the Versaspa® Skin Care System in addition to the Look GREAT **Naked**™ skin care products (Ex. Buy a LOOK GREAT NAKED KIT for \$ & get 2 Versaspa® sessions free)



Ordering Solution & Products

How do I purchase solution and products for the VersaSpa®?:

User friendly best describes our online Marketplace; ordering VersaSpa® products has never been easier. Just follow these steps:

- Order solution & products online at www.VersaSpaSystem.com
- Click on the “MagicTan - VersaSpa Marketplace” Tab
- Click on the “Login into the Marketplace” Tab
- Enter email address, and password to access your secure account

We recommend:

- ✓ Always having an extra container of bronzer on hand at all times (rotate stock regularly)
- ✓ Solution shipping time to my location : business days (great to know in case of time crunches)

VersaSpa® . . . where a luxurious experience matters! Customer Satisfaction Guaranteed!!!

99% of unsatisfactory results are due to user error. Unsatisfactory results and comments often leave the salon with the customer. To ensure customer satisfaction, it is important to thoroughly explain all procedures. The most commonly made mistake with the VersaSpa® are the poses. To ensure that the customer is well informed of the VersaSpa® Skin Care System procedures, please follow these steps for enhanced understanding:

1. Visually demonstrate poses for customers.
2. Verbally go over poses with customers.
3. Ask customers to demonstrate poses. Offer corrections if needed to achieve optimal results and perfect coverage.

Frequently asked questions . . .

1. What is DHA?

DHA is a colorless chemical (it is derived from sugar beets) that interacts with the amino acids in dead skin cells to produce a brown color change. These dead skin cells are constantly being shed and the natural, golden rich tan produced by DHA usually lasts about five to seven days. DHA has been listed with the Food and Drug Administration (FDA) and has been used as a cosmetic ingredient for almost 30 years.

2. What is erythrulose?

Erythrulose, is a natural keto-sugar, which reacts with amino acids. For optimal results erythrulose is used in combination with DHA (Dihydroxyacetone). It achieves a natural, long-lasting, non-streaking golden rich tan.

3. How is the VersaSpa® different than other sunless tanning systems?

- Its open concept design sets it apart from others.
- Its easy to breathe technology makes it appealing to all comfort levels.
- Its quick drying sessions make it possible to get dressed immediately after exiting the VersaSpa®.

4. Will the VersaSpa® turn you orange?

As science and research have improved, so has the refinement of formulas containing DHA. Our uniquely formulated combination of DHA and erythrulose is a winning combination when compared to other sunless formulas of the past.

5. Can I use the VersaSpa® if I am pregnant?

Please inform customers that our solution contains a natural sugar beet extract (DHA) and the FDA has approved it as a cosmetic ingredient. Please advise customers to consult their physician for further decision making.

6. Why did my sunless experience leave speckling on the inside of my forearms?

Speckling is caused by arms not being in the correct position and close enough to the nozzles during a pose. Remember to align your feet slightly over the red line according to each position.

7. Why did some parts of my body get darker than others?

Drier portions of the body tend to get darker. It is ideal to prepare the skin to achieve optimal results and perfect coverage. Prepping the skin includes exfoliating and moisturizing your skin on a regular basis to ensure optimal results.

8. Why can't I shower after my VersaSpa® sessions?

It is ideal that customers do not shower or be involved in anything that causes perspiration for a minimum of 4-6 hours after their session. This allows time for the solution to work with the protein within the body to develop your tan.

9. What is in the Anti-Aging & Skin Firming Moisturizer solution?

It contains a hint of DHA and erythrulose that helps extend the life of your tan. It contains moisturizing agents that help seal your tan. Ginger root extract ingredient included has anti-oxidant and anti-inflammatory properties that also help to eliminate odor.



VersaSpa® Skin Care System

There's no comparison!

www.VersaSpaSystem.com



MagicTan® has combined innovation after innovation to create the world's first automatic skin treatment that helps guests bronze, hydrate, and smooth their skin in just 60 seconds. Innovations like a wide open interior design, unique air purification system, automatic blow dry, and user friendly control system. VersaSpa® Skin Care System also features four different full-body skin treatments, allowing each guest to customize their treatment application. They can choose from a pre-sunless hydration spray, a skin bronzing solution in clear or bronze formula, and an anti-aging skin firming moisturizer. The list of features goes on. And the list of benefits is even longer. VersaSpa® has changed the face of the sunless tanning industry with a variety of innovations. We could breakdown all of the state-of-the-art automatic spa technologies. And try to explain the engineering behind high-volume, low-pressure (HVLP) turbine technology or the chemistry of the built-in air purification column. Instead, we invite you to experience VersaSpa® for yourself. And when you're finished, you'll understand all the science you need to know.

www.VersaSpaSystem.com | 888.974.9977